

Blood samples must be shipped same day as collection. Ship samples Monday through Thursday only.

Step 1. Contents

Open box. Confirm you have the following items.

Instructions
For Use (IFU)



Labels



2 EDTA Tubes
(sizes may vary)



2 Circle Stickers
to Close Box



Biohazard Bag with
Absorbent Pad Inside



Bubble
Wrap Bag



FedEx Bag with
Pre-Paid Shipping Label

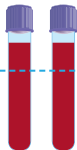


If your kit is missing an item and/or you are experiencing difficulties, please contact us at clinical@myome.com.

Step 2. Collection

2a

Minimum
of 3mL of
blood



Collect blood in both tubes. At a minimum, use a 4mL evacuated tube filled with at least 3mL of whole blood.* For pediatric cases, a minimum of one (1) 4mL EDTA tube is sufficient.

2b

Name (Last, First):
Doe, Jane
Date of Birth (MM/DD/YYYY):
02/25/1970
Collection Date (MM/DD/YYYY):
06/18/2023

Write the following information on two (2) labels:

- Patient's first and last name
- Patient's date of birth
- Sample collection date

2c



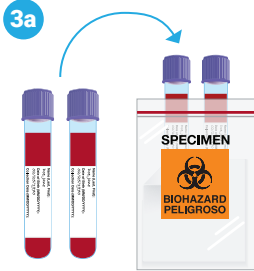
Place a completed label on each tube.

*We are unable to accept blood samples from patients with allogeneic bone marrow transplants or blood transfusion <2 weeks prior to specimen collection.

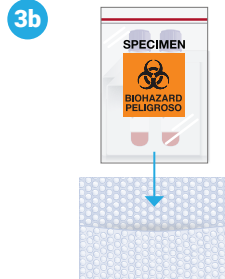
Flip over for additional instructions.



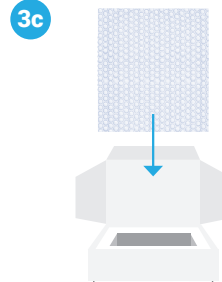
Step 3. Packaging



Place both (2) tubes into the biohazard bag with the absorbent and seal. Do NOT remove the absorbent pad from the bag.



Place biohazard bag into the bubble wrap.



Place the bubble wrap containing the biohazard bag and two tubes into the box. An ice pack is recommended for warmer months, but is not required.



Seal the box with the circle sticker.



Place the box into the pre-labeled FedEx shipping bag.

Step 4. Mailing



Call **FedEx 1.800.463.3339** for pickup Monday through Thursday. Follow the prompts to schedule a pickup using a label. Give the tracking number on the FedEx label provided.



Or drop off the bag at your local FedEx Monday through Thursday.